

CSW Group Ltd Statistical Reports

2017 Activity Survey Results - ACE Schools MAT - Plymouth

Report Date: 20/02/2018

2017 Year 11 Activity Survey Results Table

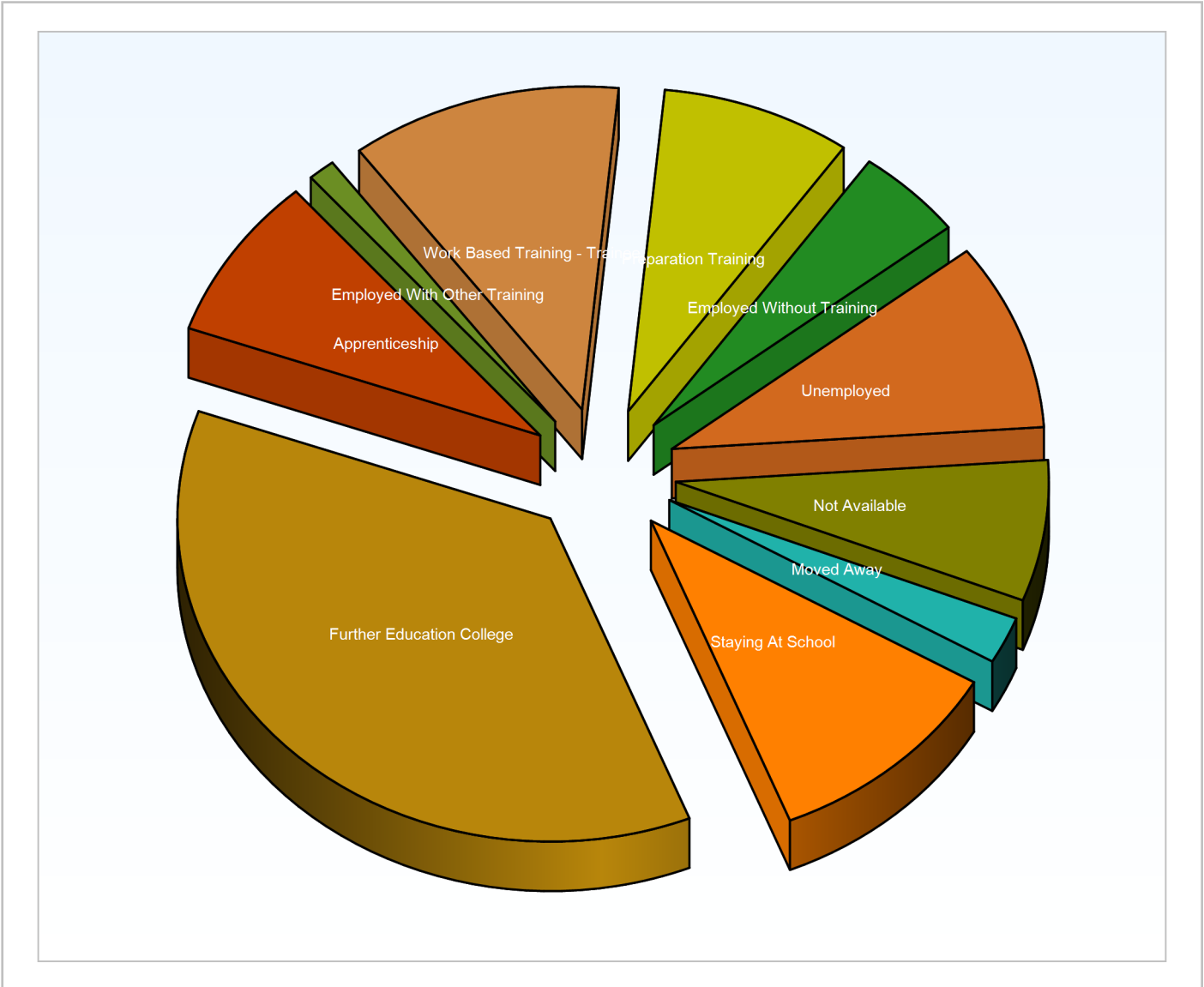
Activity	Count	%
Staying At School	9	10.6 %
Further Education College	31	36.5 %
Apprenticeship	7	8.2 %
Employed With Other Training	1	1.2 %
Work Based Training - Trainee	10	11.8 %
Preparation Training	7	8.2 %
Employed Without Training	4	4.7 %
Unemployed	8	9.4 %
Not Available	6	7.1 %
Moved Away	2	2.4 %
Total	85	100.0 %
NEET %		16.5 %
Not Known %		0.0 %
Participating %		75.3 %

CSW Group Ltd Statistical Reports

2017 Activity Survey Results - ACE Schools MAT - Plymouth

Report Date: 20/02/2018

Chart of 2017 Year 11 Activity Survey Results



CSW Group Ltd Statistical Reports


2017 Activity Survey Results - ACE Schools MAT - Plymouth

Report Date: 20/02/2018

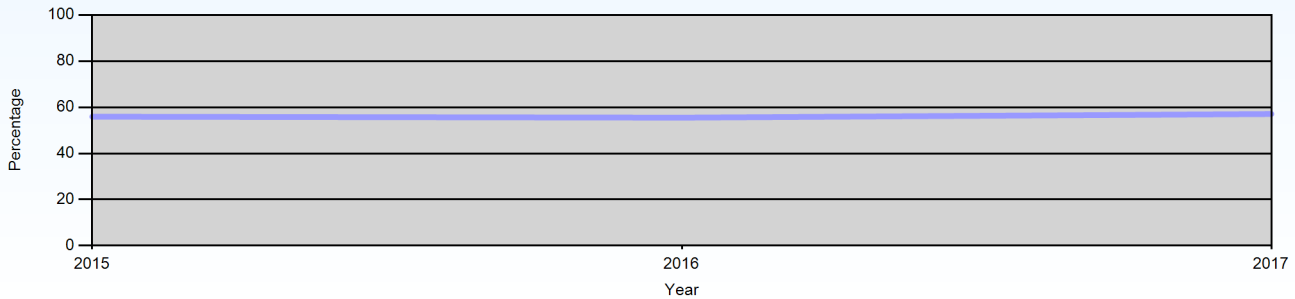
Activity Summary of young people in years 12-14 (as at 30th November) who attended statutory education at ACE Schools MAT - Plymouth for the last 3 years

Year	Cohort	NEET	In Learning	Participating	Not Known	NEET %	In Learning %	Participating %
November 2017	177	54	101	99	9	30.5 %	57.1 %	55.9 %
November 2016	146	46	81	78	7	31.5 %	55.5 %	53.4 %
November 2015	102	34	57	55	4	33.3 %	55.9 %	53.9 %

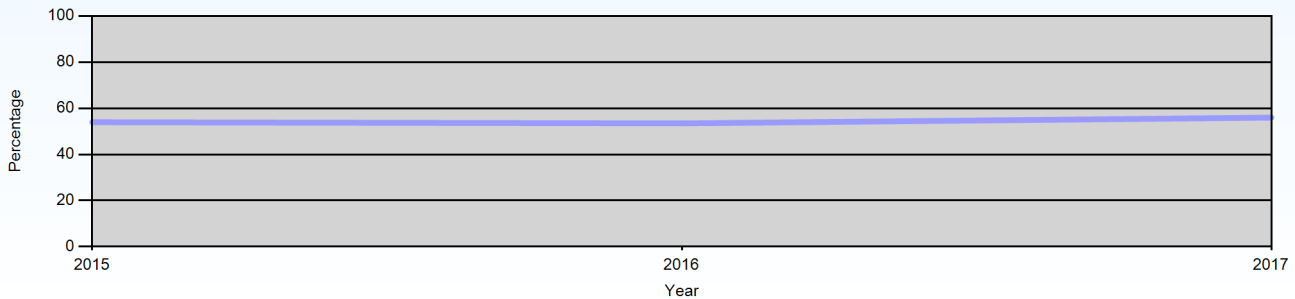
12 - 14 NEET % Trend for Last 3 Years



12 - 14 In Learning % Trend for Last 3 Years



12 - 14 Participating % Trend for Last 3 Years



CSW Group Ltd Statistical Reports

2017 Activity Survey Results - ACE Schools MAT - Plymouth

Report Date: 20/02/2018

Notes

The 12-14 analysis encompasses the statutory education cohorts who left year 11 from ACE Schools MAT - Plymouth in the previous 3 academic years

The report excludes any 2017 Year 11 pupils who were notified to CSW as moved away prior to 1st June 2017

Where a young person is recorded as "Staying At School" they have entered a school 6th form (not necessarily the 6th form of their statutory school) or, in a small number of cases, repeating Year 11