

CSW Group Ltd Statistical Reports

2017 Activity Survey Results - ACE Schools MAT - Dover Rd

Report Date: 20/02/2018

2017 Year 11 Activity Survey Results Table

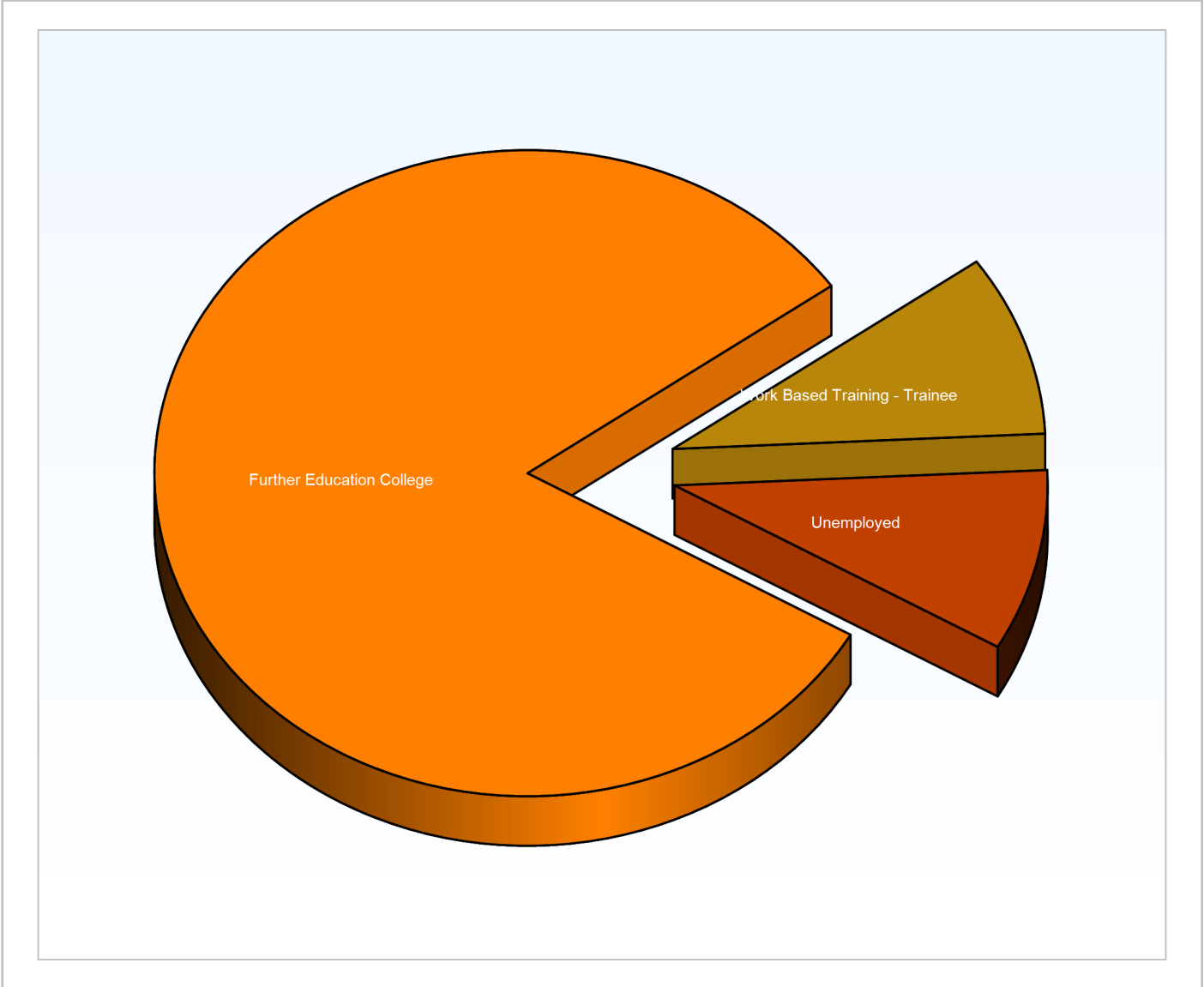
Activity	Count	%
Further Education College	9	81.8 %
Work Based Training - Trainee	1	9.1 %
Unemployed	1	9.1 %
Total	11	100.0 %
NEET %		9.1 %
Not Known %		0.0 %
Participating %		90.9 %

CSW Group Ltd Statistical Reports

2017 Activity Survey Results - ACE Schools MAT - Dover Rd

Report Date: 20/02/2018

Chart of 2017 Year 11 Activity Survey Results



CSW Group Ltd Statistical Reports


2017 Activity Survey Results - ACE Schools MAT - Dover Rd

Report Date: 20/02/2018

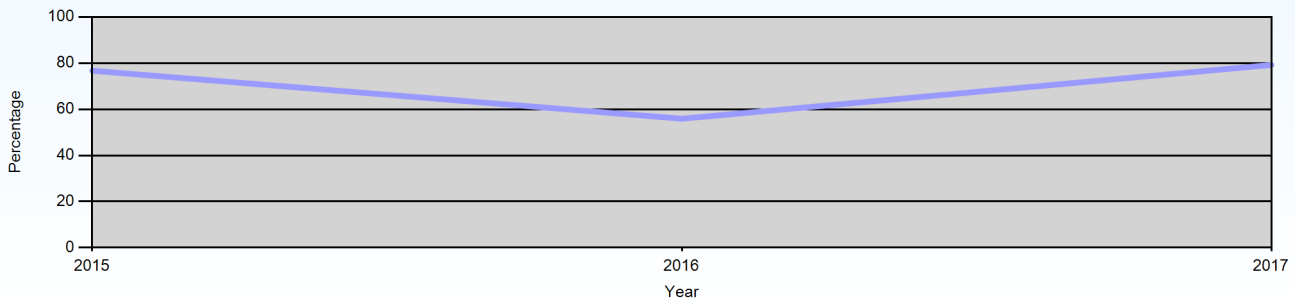
Activity Summary of young people in years 12-14 (as at 30th November) who attended statutory education at ACE Schools MAT - Dover Rd for the last 3 years

Year	Cohort	NEET	In Learning	Participating	Not Known	NEET %	In Learning %	Participating %
November 2017	24	3	19	19	0	12.5 %	79.2 %	79.2 %
November 2016	34	9	19	19	4	26.5 %	55.9 %	55.9 %
November 2015	30	3	23	22	3	10.0 %	76.7 %	73.3 %

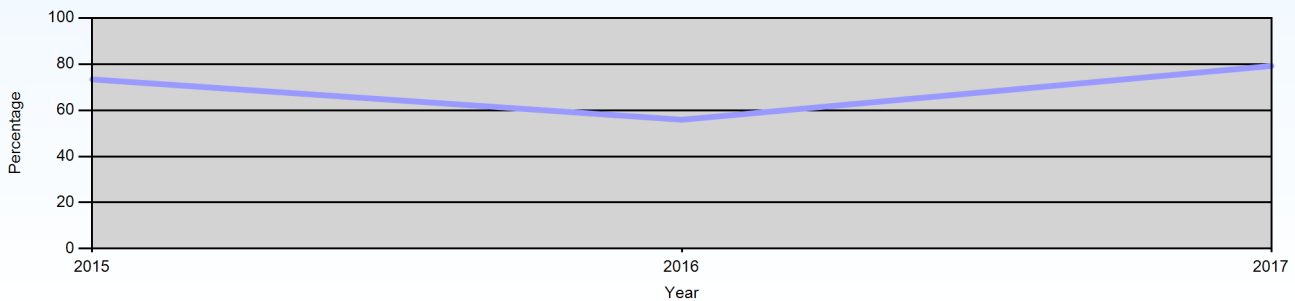
12 - 14 NEET % Trend for Last 3 Years



12 - 14 In Learning % Trend for Last 3 Years



12 - 14 Participating % Trend for Last 3 Years



CSW Group Ltd Statistical Reports

2017 Activity Survey Results - ACE Schools MAT - Dover Rd

Report Date: 20/02/2018

Notes

The 12-14 analysis encompasses the statutory education cohorts who left year 11 from ACE Schools MAT - Dover Rd in the previous 3 academic years

The report excludes any 2017 Year 11 pupils who were notified to CSW as moved away prior to 1st June 2017

Where a young person is recorded as "Staying At School" they have entered a school 6th form (not necessarily the 6th form of their statutory school) or, in a small number of cases, repeating Year 11